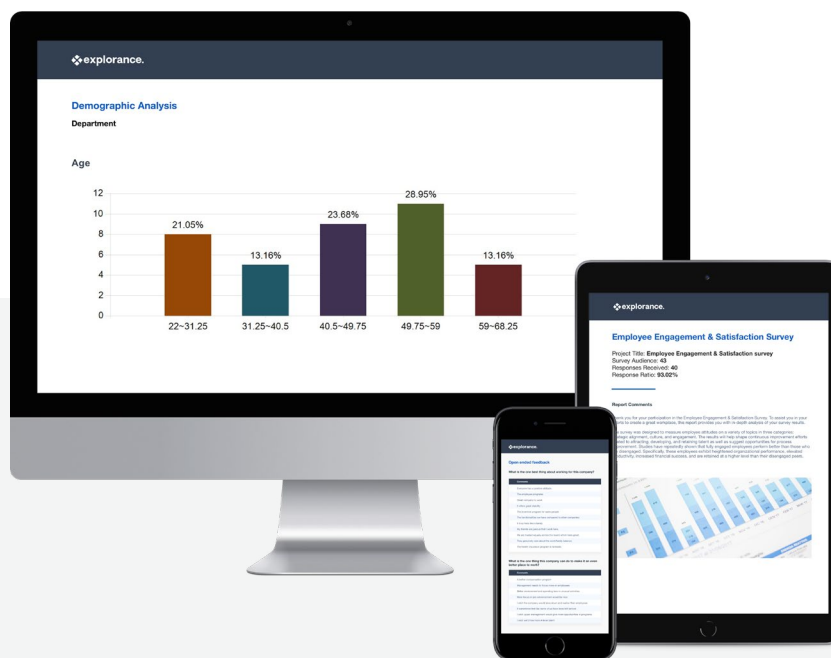




A ROBUST, FULLY INTEGRATED, AND CENTRALIZED SURVEY SYSTEM





Why Blue?

Surveys can be a time-consuming, elaborate process. It can take months to prepare questionnaires, send out surveys to the right people at the right time, and deliver reminders to respondents who may not have completed the forms. That's all before we get to compiling and analyzing the data. While surveys are critical for any organization, they do not have to be so cumbersome. Blue can provide value by reducing the time needed to manage complex survey processes and more time implementing actions from insights gained.

Blue – your complete survey solution.

Blue is an enterprise-class survey software that yields actionable results so you can make the best decisions. Streamlining the survey process, Blue fully integrates with your IT systems (HRIS, SIS, LMS, ERP, CRM, etc.) to automate projects of any size and complexity. This means that you can leverage your current data to automate workflows, personalize surveys, and expand analysis points.

As a complete survey solution, Blue consolidates feedback in one centralized place giving you control over your data. From employee engagement to customer service surveys, Blue can administer any questionnaire and scale to meet your evolving needs.



Compelling insights for organizational improvement.

Blue offers advanced reporting and analytics to provide you with actionable insights that can create real business value. Completely flexible, Blue accommodates all survey types enabling you to collect targeted data. From there, you can cross-tabulate results with your existing information to get the complete picture and quickly produce customized, branded reports to drive strategic decisions.

- Generate reports block-by-block and customize content with charts, tables, and graphs.
- Tailor reports for any level, i.e., company-wide or by department, individual, etc.
- Create any aggregate or comparative report based on demographic data to identify areas for improvement.
- Use the advanced response rate monitor to manage campaigns, view live responses, analyze data, and track where responses are coming from.
- Leverage legacy data to follow progress over time with longitudinal analysis.
- Convert open-ended comments into meaningful themes and trends with machine learning embedded in Blue.

Strengths and Areas for Improvement

Ranking - Agreement

Best Evaluated questions

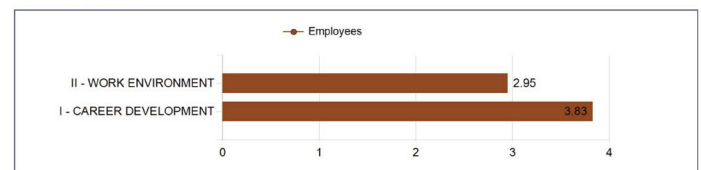
1	In the past year, I have had opportunities at work to learn and grow	I - CAR DEVE
2	There is someone here that regularly encourages and supports my efforts to learn and	I - CAR DEVE

I - CAREER DEVELOPMENT



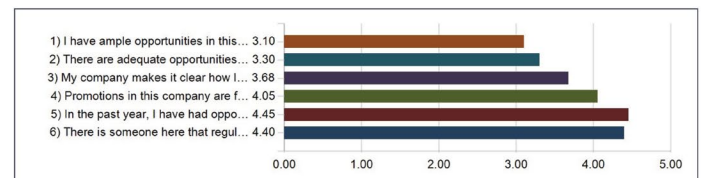
Quantitative Results

Summary of Results

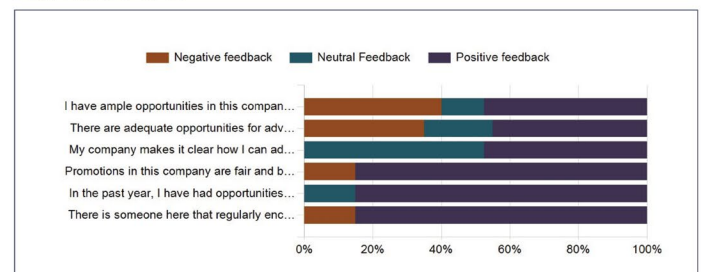


Competency	Employees
II - WORK ENVIRONMENT	2.95
I - CAREER DEVELOPMENT	3.83

I - CAREER DEVELOPMENT



I - CAREER DEVELOPMENT



Feature Highlights

IT Integration

Leverage existing source data and hierarchy, including HRIS, SIS, LMS, ERP, CRM, and other data sources.

Accessibility

Meet the latest accessibility standards for WCAG 2.1 (AA) and Section 508, and provide a seamless experience to all.

Machine Learning

Get in-depth analysis of your open text comments and obtain a more complete picture of feedback.



Complete your Employee Engagement & Satisfaction Survey!



Yearly Employee Engagement & Satisfaction Survey

The EESS is the yearly exercise where we want to get your feedback about the workplace! This is your opportunity to be heard and help us improve!



For the past 10 years, we've been focused on bringing our best working environment in the industry and now we're looking for your feedback in order to improve the quality and efficiency of our environment.

Our office is a reflection of our commitment to making sure everyone has all the tools they need to succeed.

Event Triggers

Automatically trigger surveys to the right people at the right time to maximize engagement.

Survey Management

Manage all your survey projects from a single, easy-to-use, centralized platform.

Demographic Piping

Utilize demographic and response-based piping to create dynamic forms that customize each respondent's path.

Smart Notifications

Send centralized and personalized invitations, reminders, emails, and SMS notifications to participants anytime, anywhere.

Scalable Structure

Adapt to a growing user base and support large scale centralized and decentralized surveys.

Nested Branching

Use nested branching to skip over questions based on responses and respondent demographics.

What more can you do with Blue?

360 DEGREE FEEDBACK


Come full circle and get the complete picture of your competency development and learning programs by gathering feedback from all angles and stakeholders. Blue 360 degree feedback can adapt to your evaluation model, competency framework, and workflows. Conduct pre- and post-learning assessments, multi-rater feedback, self-evaluations, and more from one centralized solution.

Live Reporting

Access a flexible snapshot report view that reflects live response data.

Comparative Analysis

Use time trend analysis for a comprehensive view of improvement data trends.



LEARNING MEASUREMENT

Reduce waste in your L&D budget and focus your investments on programs that achieve tangible results. With Metrics That Matter learning measurement methodology, you can leverage the world's largest database of L&D effectiveness and impact benchmarks to measure, evaluate, and increase the effectiveness of your learning measurement process across your entire portfolio.

**Centralize all your organization's
survey processes.**



explorance.

Website: www.explorance.com

Contact us: www.explorance.com/contact

